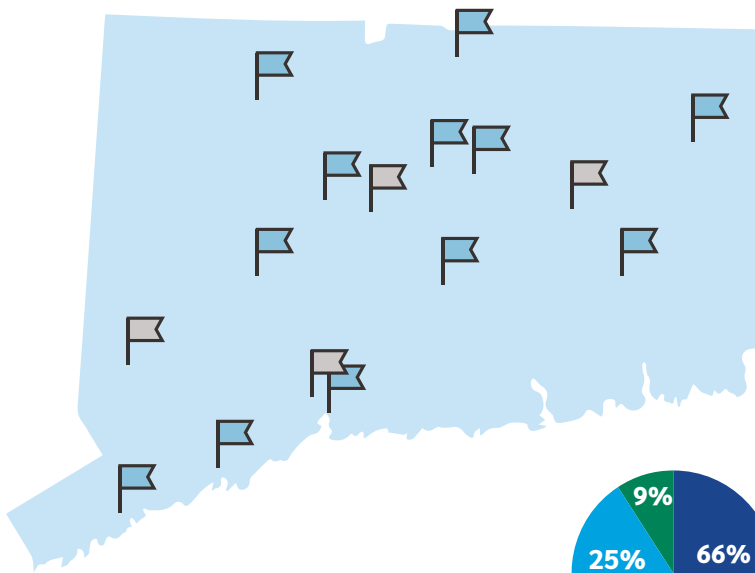


## Our Reach

**40%** of higher education students in Connecticut are at a CSCU institution



OUR SYSTEM

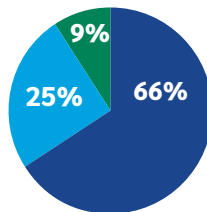
**85k** students

 50k community college students

 35k state university students

**6** institutions

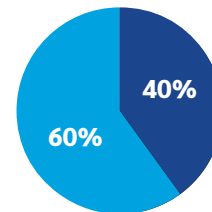
16 campuses & 1 online college



24 & under

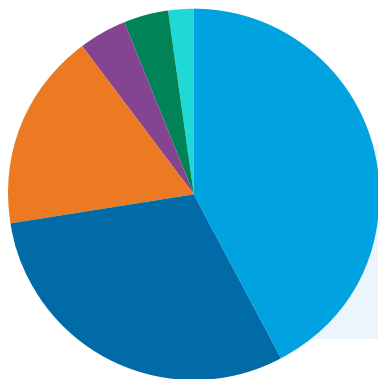
25-39

40 & over



Female students

Male students



Asian (4%)

American Indian/Native Alaskan (<1%)

Black/African American (17%)

Hispanic / Latinx (30%)

Native Hawaiian / Pacific Islander (<1%)

White (42%)

Two or More Races (4%)

Race & Ethnicity Unknown (2%)

Source: **CSCU Decision Support and Institutional Research, Fall 2022 Final Census Report**

## Two Levels of Collaboration

We collaborate on projects identified at the institution-level to advance priorities of a division, school, or university; and system-level to advance priorities identified by state education leadership that improve student success, equity, and employability.



## Success at Scale

**Moving the needle** on student success and equitable completions begins with data-backed policy recommendations designed to be implemented at scale.

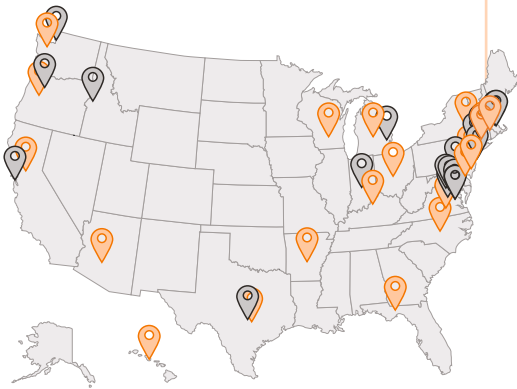
WE SUPPORTED



**6** innovative data-informed policy recommendations that were Board adopted

### IMPACT ON STUDENTS

- ✓ **Free to apply to community college**
- ✓ **Better data for better outcomes**
  - > View our KPI Dashboards at [ct.edu/kpi](https://ct.edu/kpi)
- ✓ **Guided Pathways implemented across all 12 CT State campuses**
- ✓ **All 50k+ community college students in CT will now:**
  - > Take corequisite (math + English) classes in their 1st year
  - > Have access to more advisors under a new model
  - > Create individualized academic & career plans



## Network of Success

In addition to our standing in the **17**-state Student Success Network, we maintain **20+** national partnerships with experts in economics and finance, policy, social justice, data reporting, and innovation and success research for postsecondary education systems.

- 📍 **Student Success Center Network (SSCN) partners**
- 📍 **National partners**

Though the rate of degree attainment increased statewide in CT for Black and Hispanic students between 2000 and 2019, the Nutmeg State is still one of a handful of states with “extreme inequality in degree attainment.”

According to a [report by The Education Trust](#)



## Our North Star

**Every student** has equitable lifelong opportunities to build the skills and earn the credentials they need to achieve economic stability and upward mobility.

